

MSI STAINLESS STEEL SINKS

DOUBLE BOWL HANDCRAFTED 50/50-3219



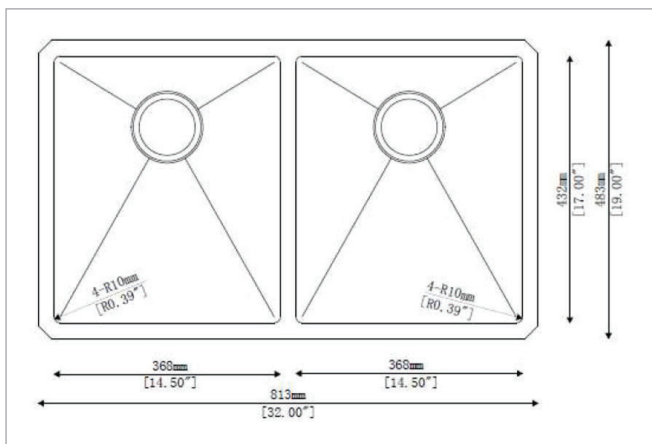
SIN-16-DBLBWL-WEL-5050-3219

This hardworking handcrafted double bowl undermount sink is constructed with strong 16-gauge stainless steel for reliable durability.

With two equally sized deep basins (10" each), this sink is there for you when you need it. Big family dinners? No problem. It can handle oversized cookware like stockpots, slow cookers, and baking sheets.

An ideal choice for busy homes and light commercial environments, this easy to clean sink offers sound shielding pads as well as a beautiful brushed satin finish that helps minimize water spots and small scratches. Long lasting quality and elegance come together in this popular double bowl stainless steel sink. Backed by a limited lifetime warranty with matching grids available.

DRAWING:



SPECS

Overall Size: **32" x 19"**

Bowl Size 1: **14.5" x 17"**

Bowl Size 2: **14.5" x 17"**

Thickness: **16G**

Depth: **10" / 10"**

Drain Opening: **3½"**

Type: **Handcrafted**

Finish: **Satin Brushed**

Stainless Steel Grade: **304**

Minimum Cabinet Size: **35"**

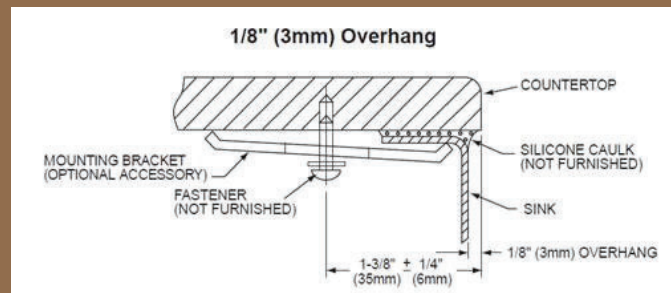
Matching Grid: **SIN-16-GRID-WEL-5050-3219 ***

* Available to buy separately.

Sound dampening pad with undercoating



These sinks are listed by the International Association of Plumbing and Mechanical Officials as meeting the requirements of the Uniform Plumbing Code.



Electronic Template Mounting Option
(Download DXF File from www.msisurfaces.com)

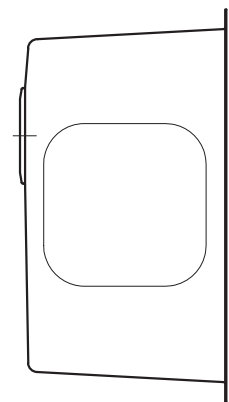
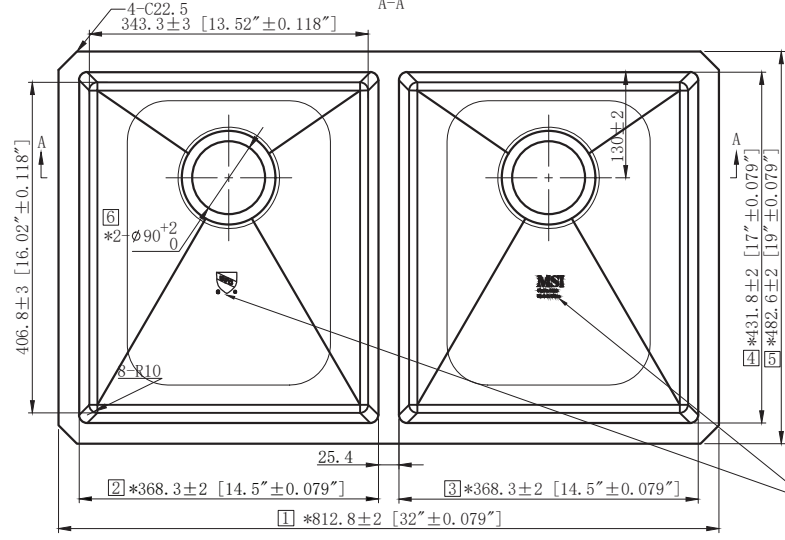
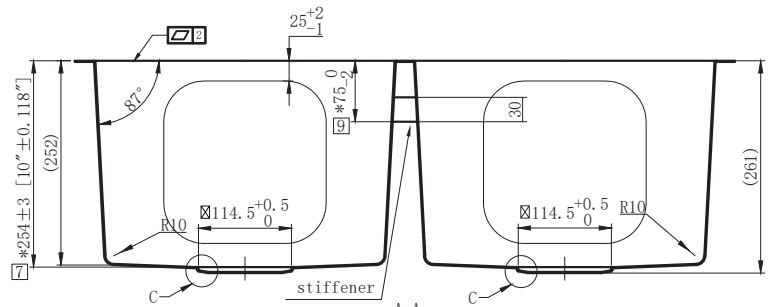
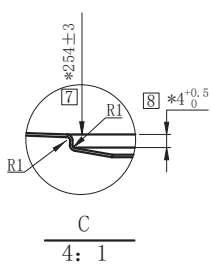
NOTE: THIS UNDERMOUNT SINK IS DESIGNED TO MOUNT TO SOLID SURFACE (NON-LAMINATE) COUNTERTOP ONLY.

MSI

Making Dream Surfaces Attainable

2095 N. Batavia St Orange, CA 92865
Phone: (714) 685-7500 | Fax: (714) 685-7600

www.msisurfaces.com



Brush

MSI and UPC are stamped on the undercoating of sink bottom